

# Panasonic

New Aquarea T-CAP M Series  
Air to water heat pumps

AQUAREA



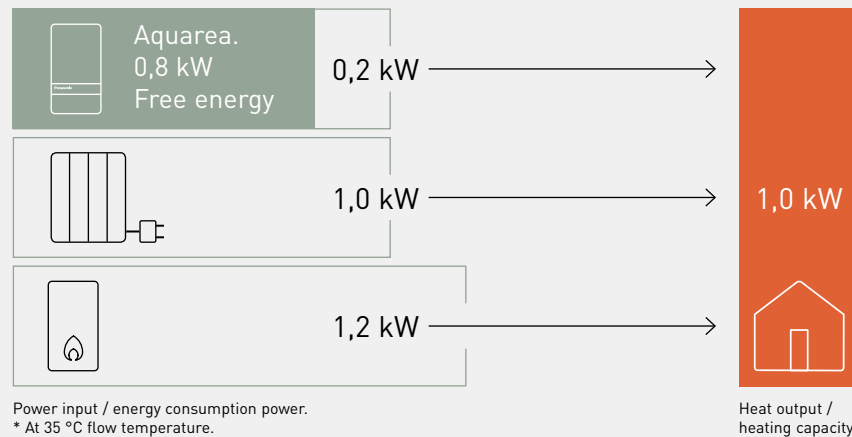
## Contributing to a decarbonised society.

Aquarea air to water heat pumps with R290 refrigerant range is a groundbreaking low energy system for heating, cooling and domestic hot water production that delivers outstanding performance, aligning with our vision of a carbon-free society and our GREEN IMPACT plan.

With sustainability at the forefront of its innovations, Panasonic's newest series are engineered with industry leading natural refrigerant R290, which has a low Global Warming Potential (GWP) of just 0,02\*, helping reduce CO<sub>2</sub> emissions and environmental impact.

\* Based on the Sixth Assessment Report (AR6) adopted by the Intergovernmental Panel on Climate Change (IPCC).

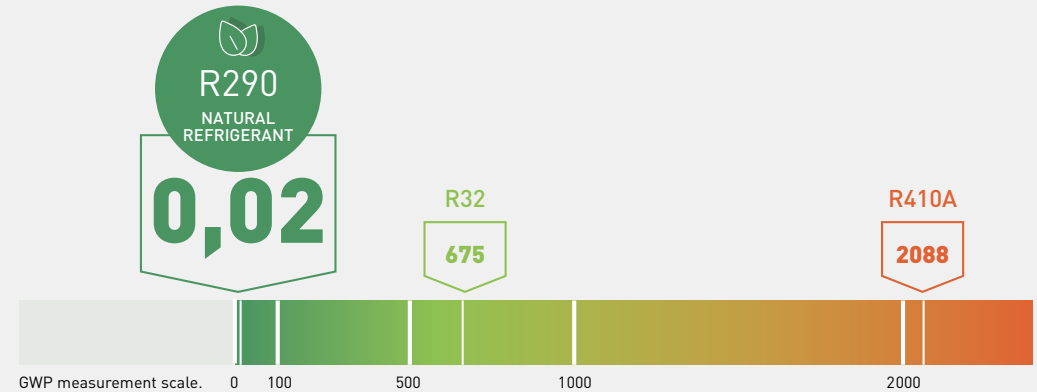
## Up to 80%\* energy savings with Aquarea.



As much as 79% of the energy consumption of European homes comes from heating and producing DHW\*. That's why, compared to conventional boilers and electric heaters, highly efficient Panasonic air to water heat pump technology can make a significant difference. Moreover, by converting heat energy in the air into household warmth, this technology helps reduce CO<sub>2</sub> emissions and environmental impact.

\* <https://ec.europa.eu/eurostat>.

## Global Warming Potential refrigerant comparison.







**R290**  
NATURAL  
REFRIGERANT

*The Aquarea range meets one of the  
highest rank of energy efficiency criteria  
of European energy rating system.*

For low temperature application. Energy Labelling Regulation (EU) No. 811/2013.

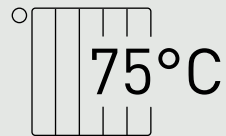
## Introducing T-CAP, M Series the latest generation of Aquarea air to water heat pumps with R290.

### Flexible installation, suitable for retrofit and new buildings.

Thanks to its new, modular concept, the outdoor unit can function independently with just an indoor remote control, for those seeking basic functionalities. Homeowners can opt for enhanced functionality by incorporating the more advanced control module or selecting between the range of indoor units.



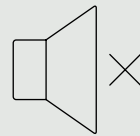
All in One indoor unit.  
Available in 120 L,  
185 L and 260 L  
DHW tank.



#### Output water

Up to 75 °C water outlet down to -15 °C outdoor.

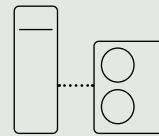
\* Down to 15 °C outdoor for 20, 25 and 30 kW models.



#### Quiet operation

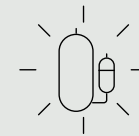
Only 29 dB(A) sound pressure at 5 m\*.

\* Sound pressure calculation for WH-WXG12ME5, free standing, A +7 °C, W 35 °C in Quiet mode 3.



#### Flexible hydraulic installation

Hydraulic connection between indoor and outdoor.



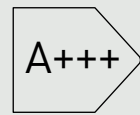
#### Made and designed by Panasonic

Reliable outdoor units with Panasonic compressor.



#### Smart control and remote maintenance

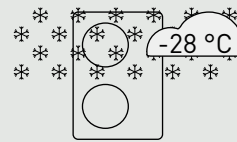
Panasonic Comfort Cloud App and Aquarea Service Cloud included.



#### High efficiency

ErP 35 °C.  
Energy efficiency class up to A+++\*.

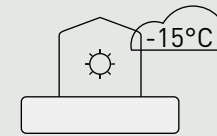
\* Scale from A+++ to D.



#### Extreme conditions

Compressor operating down to -28 °C\* outdoor temperatures.

\* Down to -25 °C outdoor temperature for 20, 25 and 30 kW models.



#### T-CAP technology

Keeping heating capacity down to -15 °C.



Panasonic has more than 60 years of heat pump experience, having produced an exceptional amount of compressors. Quality is what Panasonic stands for and this is a key factor for succeeding in the European market.

The membership in the European Heat Pump Association, the production of Aquarea in Europe and high security protocols in European servers, make Panasonic a trusted heating partner.



*A revolution in design,  
efficiency and connectivity.*

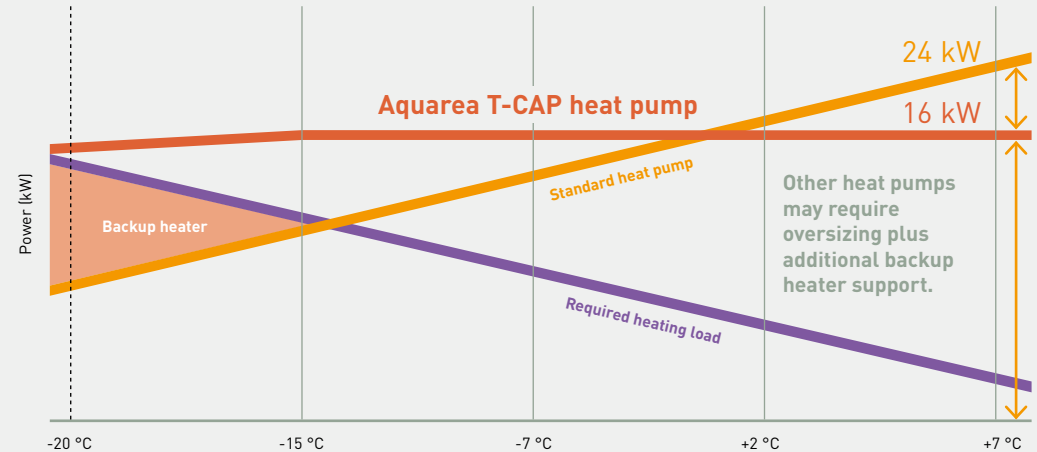


## Aquarea T-CAP, high performance whatever the climate.

Aquarea T-CAP outdoor units are highly reliable thanks to the quality of all components, including the new compressor with injection technology, developed and manufactured by Panasonic, that can work in outdoor temperatures as low as  $-28^{\circ}\text{C}$ .

Specially designed to work under severe outdoor conditions, Aquarea T-CAP can work in outdoor temperatures as low as  $-28^{\circ}\text{C}$  and maintain the rated heating capacity even at  $-15^{\circ}\text{C}$  <sup>1)</sup> outdoor temperature, without requiring an electrical heater.

1) At  $35^{\circ}\text{C}$  flow temperature.

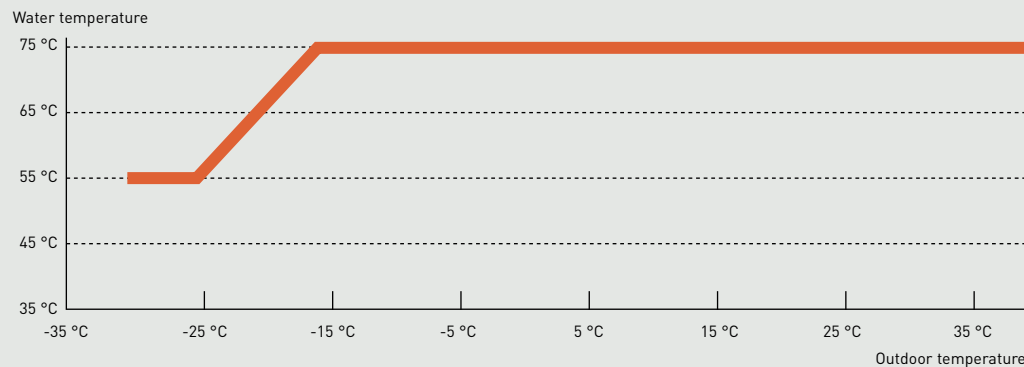


### For retrofit and new buildings.

The wide Aquarea T-CAP range ensures the most appropriate choice for your home - whatever the size.

Aquarea T-CAP easily replaces old boilers or manages bivalent installations and is ideal for supplying radiators, fan coils or underfloor heating up to  $75^{\circ}\text{C}$ , even at  $-15^{\circ}\text{C}$  outside.

It can even supply hot water at  $55^{\circ}\text{C}$  when the outside temperature is  $-28^{\circ}\text{C}$ .



\* For M Series 9, 12 and 16 kW models.



### Reliable technology.

Aquarea T-CAP M Series outdoor units are equipped with a Panasonic R290 scroll compressor with injection technology, manufactured in-house, that can work in outdoor temperatures as low as  $-28^{\circ}\text{C}$ .

The outdoor heat exchanger is protected with a Bluefin treatment for harsh ambient conditions.



***Aquarea T-CAP is an innovative heat pump, designed to provide ideal temperatures and hot water in the home, even with extreme outdoor temperatures.***




## Big Aquarea T-CAP M Series, the ideal solution for centralised heating and DHW installations.

The new Big Aquarea M Series offers a flexible, compact and energy-efficient solution for central heating and/or domestic hot water installations in multi-family or commercial buildings.

- Scalable solution, up to 300 kW in cascade
- Suitable for new build and retrofit
- Up to 75 °C water outlet
- Easy replacement of other heating sources and integration into existing water systems
- Quiet operation
- Maintains output at 55 °C down to -15 °C
- Hot water production at 65 °C with compressor only
- Flexible control options and seamless Modbus integration


### Conventional cascade system.

2 x **20 kW** heat pump

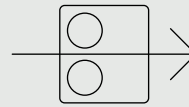


### New Panasonic Aquarea T-CAP M Series.

1 x **30 kW Big Aquarea T-CAP**



For 30 kW demand at 55 °C water outlet and -7 °C outdoor temperature.



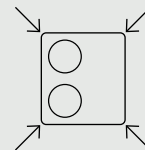
Maintained  
capacity



Time-saving  
installation




Cost-saving



Space-saving





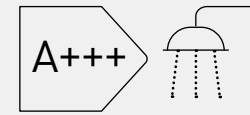


*The new Big Aquarea M Series offers a solution for central heating and/or domestic hot water installations in multi-family or commercial buildings.*

## The peak of comfort, efficiency and low energy costs.

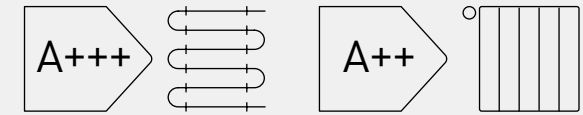
Leveraging heat pump technology and our unique expertise, Panasonic has been working for many years to help realise a sustainable society and enrich people's lives.

Aquarea M Series can reach a domestic hot water temperature of up to 65 °C without the use of the electric heater, so the tank sterilization can be performed with the heat pump operation for further energy savings.



Energy efficiency class  
up to A+

Scale from A+ to F.



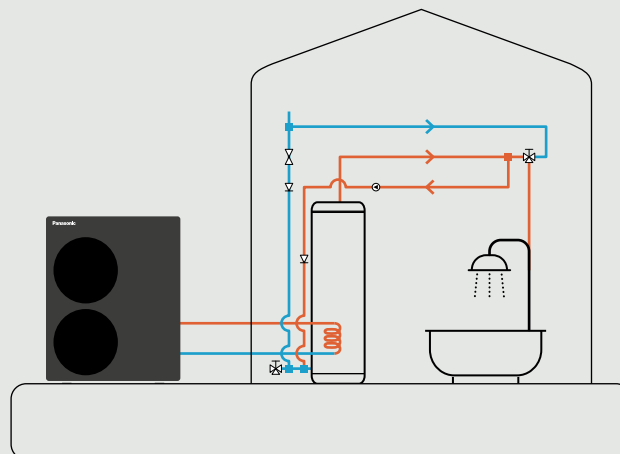
ErP 35 °C / 55 °C.  
Energy efficiency class up to A+++ / A++

Scale from A+++ to D.

### Maximising hot water comfort.

- Up to 40% more tap water with a higher tank temperature setting to save space
- New domestic hot water circulation mode for instant availability of hot tap water
- During sterilisation, the domestic hot water circulation mode is activated to ensure sterilisation of the water pipes

The hot water in the pipes recirculates back to the tank at set intervals during the set time period, ensuring instant hot water for the end user.



### Flexible hydraulic installation.

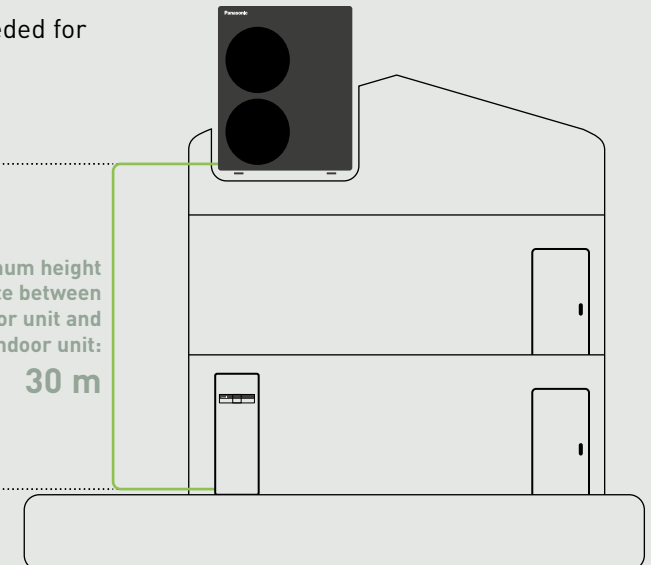
The installation of the system is 100% hydraulic, with only water pipes between the outdoor unit and the interior of the home.

### More living space at home.

No indoor safety measures needed for refrigerant or fuel gas piping.

No F-gas  
certification  
required

Maximum height  
difference between  
outdoor unit and  
indoor unit:  
**30 m**





*Panasonic has been  
working for many years  
to help realise a  
sustainable society and  
enrich people's lives.*



## Harmony between technology and home.

In our daily lives, technology is attuned to you and the environment around you, without overstating the device or interface.

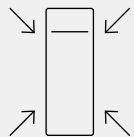
Just as the air is always around you even if you're not aware of it, Panasonic's technology continues to be in tune with your environment and your life.

### Harmony with the environment. Save living space.

A premium white, faithful to the Aquarea spirit underlined by the seamlessly integrated controller which provides a sleek black band across the unit.

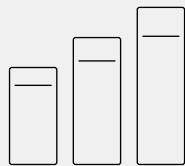


### Aquarea All in One M Series: the best Panasonic technology.



**599 x 602 mm  
footprint**

Reduces required  
installation space.




**Available in  
different sizes**

120 L, 185 L and  
260 L DHW tank.



**No buffer tank  
required**

Reducing space, cost  
and installation time.



**Up to 40% more  
tap water**

With a higher tank  
temperature setting.

### U-Vacua™; Vacuum insulation panel. Significant energy savings with world-leading insulation performance.

Because they leverage VIP technology, U-Vacua™ panels offer 19 times the insulation performance of polystyrene foam. Since the system retains heat longer, it needs to heat up fewer times each day, resulting in energy savings.



**reddot winner 2023**

\* For 9, 12 and 16 kW models  
(single and three phase).

Like indoor equipment, the outdoor unit is designed to harmonize with architecture and the environment while quietly supporting the precious time spent with the warm family.

The outdoor units, with an anthracite grey colour which will dress the entire range, have been completely redesigned with an innovative design that will find its place in all spaces.



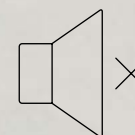
### Panasonic's unique low noise architecture.

The compressor, which is a major source of noise, is equipped with a double-bottomed structure to provide a safe, quiet structure that does not disturb neighbours in crowded residential areas.

\* Sound pressure calculation for WH-WXG12ME5, free standing, A +7 °C, W 35 °C in Quiet mode 3.



*The outdoor unit is designed to harmonize with architecture and the environment with a quiet operation.*



**Quiet operation.**

Only 29 dB(A) sound pressure at 5 m\*.

## Advanced control and connectivity features, enhanced interface.

### Smart bivalency.

Cost effective bivalent mode with power tariff logic.

### Smart Grid Ready.

The Aquarea M Series features the SG Ready function\* for seamless connection to smart grid controls.

### Dual control system.

Allows for independent control of two zones in the home, enhancing comfort and efficiency.

\* Additional accessory required.



### Dual controller system.

A dual controller system, for independent control of two zones, within the home.

### BMS integration.

Aquarea integrates seamlessly with Modbus or KNX projects\*, allowing bi-directional monitoring and control of all operating parameters.



### Enhanced connectivity.

A second interface connection port (CN-CNT) offers improved connectivity when connecting the outdoor unit to the control module or an indoor unit.

\* Additional accessory required.

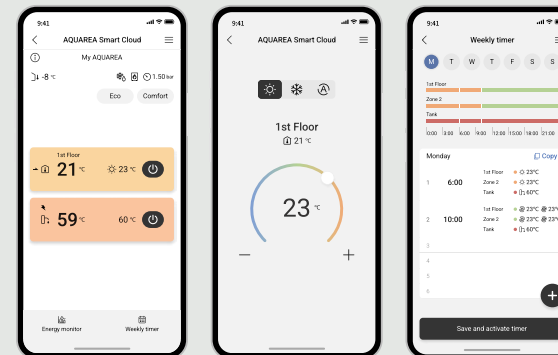
## Panasonic Comfort Cloud App.

The IoT solution for your heating and cooling systems to help maximize comfort while managing energy consumption from anywhere, 24/7.

The Panasonic Comfort Cloud App enables you to conveniently manage and monitor the Aquarea range of heating, cooling and hot water functions from a mobile device. Energy monitoring is also possible, giving you the opportunity to reduce operating costs even further.

### Aquarea Service Cloud.

The Aquarea Service Cloud allows professionals to take care of their customers' heating systems remotely, engaging in predictive maintenance and system finetuning and respond rapidly to any malfunctions.



Comfort Cloud



Download on the App Store



GET IT ON Google Play

Download Panasonic Comfort Cloud App.



***Internet adapter  
included for Wi-Fi  
and LAN connection.***



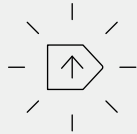
# Aquarea + tado°, the integrated solution for maximum energy savings and comfort.

tado° X enables room control and smart energy management services.




## Easy to unlock and operate

User-friendly app for seamless heating and energy management.



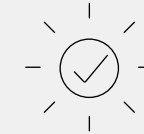
## Future-proof solution

Further efficiency gains via planned software updates.



## Advanced energy savings

With the individual room temperature control.



## Reliable and trustworthy

Guaranteed and optimised interoperability.

A smart solution for maintaining the perfect temperature in your home.



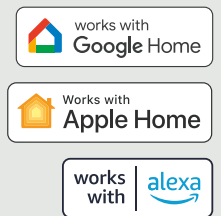
**tado° Heat Pump Optimizer X**



**tado° Smart Radiator Thermostat X**



**tado° Wired Smart Thermostat X**



**tado° app and Balance for Heat Pumps <sup>1)</sup>**

Multi-Room Control, scheduling and energy insights in one market leading app.

**12-month free subscription to Balance for Heat Pumps <sup>2)</sup>**

1) Requires additional subscription. 2) With the purchase of PAW-THPOXE or PAW-THPOXUK. This promotion is subject to change without notice.



A large, dark grey Panasonic Aquarea outdoor heat pump unit stands on a concrete base next to a modern house. The house has a light-colored upper section with a balcony and a lower section with a stone-textured base. A window is illuminated from within, and a small outdoor light is visible near the base of the house. The scene is set at dusk, with a warm, orange glow from the sky and the house's lights. The unit has a prominent horizontal slatted grille and the Panasonic logo at the top left.

***tado° smart heating customers  
save an average of 22% on their  
energy consumption.***

Based on internal data averaged across all tado° customers, collected up to 11/2023.

## Aquarea M Series gives you even more.

Highly efficient Panasonic solutions can help to significantly reduce the energy consumption of the building, at the same time a high level of comfort and good indoor air quality are kept.



### Ventilation unit for a low-energy buildings.

Maximise building comfort by combining heat recovery ventilation units with Aquarea Heat Pumps for an efficient, space-saving solution for heating, cooling, ventilation and DHW.



### Aquarea Air Smart fan coils.

Stylish, compact fan coil units for high comfort and energy savings. Aquarea Heat Pumps can be integrated into a new or existing hydronic system.



### Maximised efficiency with PV panels.

By integrating Aquarea Heat Pumps with PV panels\*, heating, cooling and hot water production is adapted to the solar energy output, reducing energy costs.

\* Additional accessory required.



Aquarea Home

### New Aquarea Home App, seamless control of all Aquarea room solutions .

The Aquarea Home App enables seamless control and monitoring of the Aquarea room solutions through an intuitive, user-friendly interface.



## AQUAREA+

### Get the most out of your Aquarea Heat Pump.

Aquarea+ offers end user useful information to operate a Panasonic Aquarea Heat Pump to provide heating, cooling and hot water in the most efficient and cost effective way.



Visit Aquarea+

## AQUAREA SERVICE+

### A window to tranquility.

Let us take care of your heat pump so you can just relax and enjoy a cozy, warm home. Aquarea Service+ offers a choice of 3 different service packages for you to select the one that best fits your needs.



Visit Aquarea Service+



*High degree of living  
comfort and energy  
management.*





Combination table

Indoor unit					Outdoor unit							
					Heating capacity							
					Single phase		Three phase					
					9,0 kW	12,0 kW	9,0 kW	12,0 kW	16,0 kW	20,0 kW	25,0 kW	30,0 kW
					WH-WXG09ME5	WH-WXG12ME5	WH-WXG09ME8	WH-WXG12ME8	WH-WXG16ME8	WH-WXG20ME8	WH-WXG25ME8	WH-WXG30ME8
Hydraulic All in One	1ph	DHW tank capacity	Backup heater capacity	Electrical Anode								
		120 L	3 kW	—	WH-ADC0916M3E51	✓	✓	—	—	—	—	—
		120 L	3 kW	✓	WH-ADC0916M3E5AN1	✓	✓	—	—	—	—	—
		185 L	3 kW	—	WH-ADC0916M3E52	✓	✓	—	—	—	—	—
		185 L	3 kW	✓	WH-ADC0916M3E5AN2	✓	✓	—	—	—	—	—
		185 L	6 kW	—	WH-ADC0916M6E52	✓	✓	—	—	—	—	—
		260 L	3 kW	—	WH-ADC0916M3E53	✓	✓	—	—	—	—	—
	3ph	260 L	3 kW	✓	WH-ADC0916M3E5AN3	✓	✓	—	—	—	—	—
		260 L	6 kW	—	WH-ADC0916M6E53	✓	✓	—	—	—	—	—
		120 L	9 kW	—	WH-ADC0916M9E81	—	—	✓	✓	✓	—	—
		120 L	9 kW	✓	WH-ADC0916M9E8AN1	—	—	✓	✓	✓	—	—
		185 L	9 kW	—	WH-ADC0316M9E82	✓	✓	✓	✓	✓	—	—
		185 L	9 kW	✓	WH-ADC0316M9E8AN2	✓	✓	✓	✓	✓	—	—
		260 L	9 kW	—	WH-ADC0316M9E83	✓	✓	✓	✓	✓	—	—
		260 L	9 kW	✓	WH-ADC0316M9E8AN3	✓	✓	✓	✓	✓	—	—
Hydraulic Bi-bloc	1ph	—	3 kW	—	WH-SDC0916M3E5	✓	✓	—	—	—	—	—
		—	6 kW	—	WH-SDC0916M6E5	✓	✓	—	—	—	—	—
	3ph	—	9 kW	—	WH-SDC0316M9E8	✓	✓	✓	✓	—	—	—
Control module	1ph	—	—	—	WH-CME5	✓	✓	—	—	—	—	—
	3ph	—	—	—	WH-CME8	✓	✓	✓	✓	—	—	—
		—	—	—	WH-CME8L	—	—	—	—	✓	✓	✓
Remote controller with Wi-Fi adapter	—	—	—	—	CZ-RTW2TAW1C	✓	✓	✓	✓	✓	✓	✓



			Aquarea T-CAP M Series					Big Aquarea T-CAP M Series		
Outdoor unit			WH-WXG09ME5	WH-WXG12ME5	WH-WXG09ME8	WH-WXG12ME8	WH-WXG16ME8	WH-WXG20ME8	WH-WXG25ME8	WH-WXG30ME8
Heating capacity / COP (A +7 °C, W 35 °C)	kW / COP		9,00/5,23	12,00/5,06	9,00/5,23	12,00/5,06	16,00/4,89	20,00/4,80	25,00/4,50	30,00/4,40
Heating capacity / COP (A +7 °C, W 55 °C)	kW / COP		9,00/3,24	12,00/3,23	9,00/3,24	12,00/3,23	16,00/3,20	20,00/3,18	25,00/3,00	30,00/3,00
Heating capacity / COP (A +2 °C, W 35 °C)	kW / COP		9,00/3,81	12,00/3,54	9,00/3,81	12,00/3,54	16,00/3,30	20,00/3,39	25,00/2,80	30,00/2,50
Heating capacity / COP (A +2 °C, W 55 °C)	kW / COP		9,00/2,54	12,00/2,42	9,00/2,54	12,00/2,42	16,00/2,37	20,00/2,08	25,00/1,97	30,00/1,95
Heating capacity / COP (A -7 °C, W 35 °C)	kW / COP		9,00/3,45	12,00/3,00	9,00/3,45	12,00/3,00	16,00/2,53	20,00/2,48	25,00/2,36	30,00/2,33
Heating capacity / COP (A -7 °C, W 55 °C)	kW / COP		9,00/2,35	12,00/2,17	9,00/2,35	12,00/2,17	16,00/1,97	20,00/1,90	25,00/1,80	30,00/1,49
Cooling capacity / EER (A 35 °C, W 7 °C) at Comfort mode	kW / EER		9,00/3,61	12,00/2,85	9,00/3,61	12,00/2,85	14,50/2,87	20,00/3,02	25,00/2,86	26,00/2,68
Cooling capacity / EER (A 35 °C, W 7 °C) at Efficiency mode [default]	kW / EER		9,00/3,61	9,00/3,61	9,00/3,61	9,00/3,61	9,00/3,61	15,00/3,61	15,00/3,61	15,00/3,61
Cooling capacity / EER (A 35 °C, W 18 °C) at Comfort mode	kW / EER		9,00/5,26	12,00/4,29	9,00/5,26	12,00/4,29	15,50/3,92	20,00/4,79	25,00/4,47	30,00/4,10
Heating average climate (W 35 °C / W 55 °C)	Seasonal energy efficiency	SCOP (η <sub>s</sub> %)	4,96/3,57(195/140)	5,00/3,46(197/135)	5,00/3,50(197/137)	4,73/3,65(186/143)	4,75/3,70(187/115)	4,36/3,59 (171/141)	4,25/3,57 (167/140)	3,95/3,46 (155/135)
	Energy class <sup>1)</sup>	A+++ to D	A+++ / A++	A+++ / A++	A+++ / A++	A+++ / A++	A+++ / A++	A++ / A++	A++ / A++	A++ / A++
Heating warm climate (W 35 °C / W 55 °C)	Seasonal energy efficiency	SCOP (η <sub>s</sub> %)	6,47/4,34(256/171)	6,47/4,34(256/171)	6,33/4,40(250/173)	6,20/4,40(245/173)	6,08/4,45(240/175)	5,37/4,07 (212/160)	5,22/4,14 (206/163)	4,93/4,01 (194/158)
	Energy class <sup>1)</sup>	A+++ to D	A+++ / A+++	A+++ / A+++	A+++ / A+++	A+++ / A+++	A+++ / A+++	A+++ / A+++	A+++ / A+++	A+++ / A+++
Heating cold climate (W 35 °C / W 55 °C)	Seasonal energy efficiency	SCOP (η <sub>s</sub> %)	4,31/3,26(169/127)	4,31/3,26(169/127)	4,45/3,20(175/125)	4,38/3,25(172/127)	4,33/3,40(170/133)	3,07/2,57 (120/100)	3,16/2,71 (123/105)	3,20/2,71 (125/105)
	Energy class <sup>1)</sup>	A+++ to D	A++ / A++	A++ / A++	A+++ / A++	A++ / A++	A++ / A++	A / A+	A+ / A+	A+ / A+
Sound power <sup>2)</sup>	Heat	dB(A)	52	53	52	53	57	55	58	60
Dimension	HxWxD	mm	1520x1200x430	1520x1200x430	1520x1200x430	1520x1200x430	1520x1200x430	1645x1500x460	1645x1500x460	1645x1500x460
Net weight		kg	161	161	161	161	165	240	240	240
Refrigerant (R290) / CO <sub>2</sub> Eq. <sup>3)</sup>		kg / T	1,78/0,00004	1,78/0,00004	1,78/0,00004	1,78/0,00004	1,78/0,00004	3,0/0,00006	3,0/0,00006	3,0/0,00006
Operating range - outdoor ambient	Heat	°C	-28 ~ +35	-28 ~ +35	-28 ~ +35	-28 ~ +35	-28 ~ +35	-25 ~ +35	-25 ~ +35	-25 ~ +35
	Cool	°C	+10 ~ +43	+10 ~ +43	+10 ~ +43	+10 ~ +43	+10 ~ +43	+10 ~ +43	+10 ~ +43	+10 ~ +43
	DHW	°C	-28 ~ +43	-28 ~ +43	-28 ~ +43	-28 ~ +43	-28 ~ +43	—	—	—
Water outlet	Heat / Cool	°C	25 ~ 75 <sup>4)</sup> / 5 ~ 20	25 ~ 75 <sup>4)</sup> / 5 ~ 20	25 ~ 75 <sup>4)</sup> / 5 ~ 20	25 ~ 75 <sup>4)</sup> / 5 ~ 20	25 ~ 75 <sup>4)</sup> / 5 ~ 20	20 ~ 75 <sup>4)</sup> / 5 ~ 20	20 ~ 75 <sup>4)</sup> / 5 ~ 20	20 ~ 75 <sup>4)</sup> / 5 ~ 20

1) Scale from A+++ to D. 2) Sound power level in accordance to EN 12102 under conditions of the EN14825 (part load). 3) WH-WXG models are hermetically sealed. GWP 0,02. Based on the Sixth Assessment Report (AR6) adopted by the Intergovernmental Panel on Climate Change (IPCC). 4) Above -15 °C outdoor temperature. Between outdoor ambient -15 °C and -25 °C, the water outlet temperature gradually decreases from 75 °C to 55 °C. Below -25 °C outdoor temperature maximum water outlet temperature is 55 °C. For Big Aquarea: Above 15 °C ambient temperature.

All in One				120 L DHW tank		185 L DHW tank			260 L DHW tank				
		Single phase		Three phase		Single phase		Three phase		Single phase		Three phase	
Indoor unit	WH-ADC	0916M3E51		0916M9E81		0916M3E52	0916M6E52	0316M9E82		0916M3E53	0916M6E53	0316M9E83	
Indoor unit with Electrical Anode	WH-ADC	0916M3E5AN1		0916M9E8AN1		0916M3E5AN2	—	0316M9E8AN2		0916M3E5AN3	—	0316M9E8AN3	
Dimension	HxWxD mm	1293x599 x602		1293x599 x602		1642x599 x602	1642x599 x602	1642x599 x602		2036x599 x602	2036x599 x602	2036x599 x602	
Net weight	kg	74		74		89	89	89		105	105	105	
Water volume	L	120		120		185	185	185		260	260	260	
Maximum DHW temperature	°C	65		65		65	65	65		65	65	65	
Material inside tank		Stainless steel		Stainless steel		Stainless steel	Stainless steel	Stainless steel		Stainless steel	Stainless steel	Stainless steel	
Pipe length range standard / maximum	m	5/30		5/30		5/30	5/30	5/30		5/30	5/30	5/30	
Elevation difference (in / out)	m	30		30		30	30	30		30	30	30	

Domestic Hot Water energy efficiency

120 L DHW tank							185 L DHW tank					260 L DHW tank						
Indoor unit		WH-ADC0916M3E51		WH-ADC0916M9E81			WH-ADC0916M3E52		WH-ADC0316M9E82			WH-ADC0916M3E53		WH-ADC0316M9E83				
		WH-ADC0916M3E5AN1		WH-ADC0916M9E8AN1			WH-ADC0916M3E5AN2		WH-ADC0316M9E8AN2			WH-ADC0916M3E5AN3		WH-ADC0316M9E8AN3				
							WH-ADC0916M6E52		—			WH-ADC0916M6E53		—				
Outdoor unit	WH-WXG	09ME5	12ME5	09ME8	12ME8	16ME8	09ME5	12ME5	09ME8	12ME8	16ME8	09ME5	12ME5	09ME8	12ME8	16ME8		
Tapping profile according EN16147		L	L	L	L	L	L	L	L	L	L	XL	XL	XL	XL	XL		
DHW tank ERP efficiency average / warm / cold <sup>1)</sup> A+ to F		A+ / A / A	A+ / A / A	A+ / A / A	A+ / A / A	A+ / A / A	A+ / A / A	A+ / A / A	A+ / A / A	A+ / A / A	A+ / A / A	A+ / A / A	A+ / A / A	A+ / A / A	A+ / A / A	A / A+ / A		
DHW tank ERP average climate $\eta$ / COPdHW		$\eta_{wh}\%$ / COPdHW	96 / 2,41	96 / 2,41	96 / 2,41	96 / 2,41	96 / 2,41	96 / 2,41	123 / 3,00	123 / 3,00	123 / 3,00	123 / 3,00	117 / 2,85	123 / 3,00	123 / 3,00	125 / 3,10	125 / 3,10	115 / 2,85
DHW tank ERP warm climate $\eta$ / COPdHW		$\eta_{wh}\%$ / COPdHW	101 / 2,7	101 / 2,7	101 / 2,7	101 / 2,7	101 / 2,7	101 / 2,7	132 / 3,30	132 / 3,30	132 / 3,30	132 / 3,30	128 / 3,20	132 / 3,30	132 / 3,30	136 / 3,35	136 / 3,35	129 / 3,20
DHW tank ERP cold climate $\eta$ / COPdHW		$\eta_{wh}\%$ / COPdHW	70 / 1,75	70 / 1,75	70 / 1,75	70 / 1,75	70 / 1,75	70 / 1,75	88 / 2,20	88 / 2,20	88 / 2,20	88 / 2,20	84 / 2,10	88 / 2,20	88 / 2,20	95 / 2,35	95 / 2,35	85 / 2,10


1) Scale from A+ to F. \* Available in Autumn 2025. Tentative data. \*\* This product is designed to comply with the European drinking water standard (EU) 2020/2184. The lifespan of the product is not guaranteed in the case of the use of groundwater, such as spring water or well water, the use of tap water when

Bi-bloc indoor unit			WH-SDC0916M3E5	WH-SDC0916M6E5	WH-SDC0316M9E8
Dimension / Net weight	H x W x D	mm / kg	892 x 500 x 348 / 28	892 x 500 x 348 / 28	892 x 500 x 348 / 29
Pipe length range standard / maximum		m	5/30	5/30	5/30
Elevation difference (in / out)		m	30	30	30

\*This product is designed to comply with the European drinking water standard (EU) 2020/2184. The lifespan of the product is not guaranteed in the case of the use of groundwater, such as spring water or well water, the use of tap water when salt or other impurities are contained, nor in areas of acidic water quality. Maintenance and warranty costs related to these cases are the customer's responsibility.

Control module indoor unit			WH-CME5	WH-CME8	WH-CME8L
Dimension	H x W x D	mm	454 x 520 x 116	454 x 520 x 116	454 x 520 x 116
Net weight		kg	7	7	7
Field supply electrical backup heater		kW	Up to 3 kW	Up to 9 kW	Up to 18 kW





### Aquarea Quick Selector.

Helping you to find the Aquarea Heat Pump for your home in just a few clicks!

Visit Aquarea Quick Selector



### AR Heat Pump Viewer.

This tool allows you to see how a Panasonic Aquarea Heat Pump looks in a home, utilising augmented reality.

Visit AR Heat Pump Viewer



#### Natural refrigerant R290 with GWP 0,02 (AR6).

The new construction ensures a reduced noise level and increased safety for the use of R290.



#### Better efficiency and value for medium temperature applications.

Energy efficiency class up to A++ in a scale from A+++ to D.



#### Better efficiency and Value for low temperature applications.

Energy efficiency class up to A+++ in a scale from A+++ to D.



#### Better efficiency and Value for domestic hot water.

Energy efficiency class up to A+ in a scale from A+ to F.



#### Inverter Plus.

Panasonic Inverter Plus compressors are designed to achieve outstanding level of performance.



#### A class water pump.

Aquarea are built-in with A class energy efficiency water pump. High efficiency circulating the water in the heating installation.



#### DHW.

With Aquarea you can also heat your domestic hot water at a very low cost with the optional hot water cylinder.



#### Down to -28 °C in heating mode.\*

The heat pumps work in heating mode with an outdoor temperature is as low as -28 °C.

\*Only for 9, 12 and 16 kW models.



#### Water filter with magnet.

Easy access and fast clip technology for J Series onwards.



#### 75 °C output water.

Reaches water outlet temperature up to 75 °C.



#### Water flow sensor.

Included on H Series onwards.



#### Renovation.

Our Aquarea Heat Pumps can be connected to an existing or new boiler for optimum comfort even at very low outdoor temperatures.



#### Internet control. Wi-Fi adapter included.

A next generation system providing user-friendly remote control of air conditioning or heat pump units from everywhere, using a simple Android™ or iOS smartphone, tablet or PC via the internet.



#### BMS connectivity.

The communication port can be integrated into the indoor unit and provides easy connection to, and control of, your Panasonic heat pump to your home or Building Management System.



#### 5 Years compressor warranty.

We guarantee the outdoor unit compressors in the entire range for five years.

# Panasonic®

To find out how Panasonic cares for you,  
log on to: [www.aircon.panasonic.eu](http://www.aircon.panasonic.eu)

Panasonic Marketing Europe GmbH  
Panasonic Heating & Ventilation Air-Conditioning Europe  
Hagenauer Strasse 43, 65203 Wiesbaden, Germany